

# Student Equity and Achievement Program Past, Present, and Future



September 2019

# Student Equity & Achievement Program Requirements (Ed Code 78222b):

As a condition of the receipt of funds for purposes of this section, a district shall comply with all of the following:

1. **Maintain a student equity plan** pursuant to Section 78220 to ensure equal educational opportunities and to promote student success for all students, regardless of race, gender, age, disability, or economic circumstances.
2. **Provide matriculation services** (orientation, counseling and advising, referral to specialized student support services, and other education planning services needed to assist a student in making informed decisions about his or her educational goal and course of study and in developing an education plan).
3. **Adopt and implement AB 705**
4. **Provide all non-exempt\* students with an education plan**

# SEA

Student Equity  
& Achievement



\*Exempt student criteria: see Ed Code 78215

# State Funding and Expenditure Guidelines

- Future SEA funding formula is in development.
- Expenditures align with SEA Program requirements/ Statewide goals.
- Non-allowable expenditures: gifts, stipend for students for participation, political contribution, courses generating FTES, supplanting.
- Annual report

**SEA**

Student Equity  
& Achievement



**Credit SSSP**  
Student  
Success &  
Support  
Program

**Non-Credit**  
**SSSP**  
Student  
Success &  
Support  
Program

**BSI**  
Basic Skills  
Initiative

**Student Equity**

**Student Equity & Achievement (SEA) Program**

(Matriculation | Student Support | Academic Support | Completion | )

**EQUITY LENS**



# SEA Program Budget

BSI	SSSP	NC SSSP	Student Equity	Total
\$ 462,509	\$ 2,948,692	\$ 420,267	\$ 2,048,546	\$ 5,880,014

Academic Support	Student Development and Resources	Matriculation, Completion, Coordination	Total
\$ 800K	\$ 700K	\$ 4.3M	\$ 5,880,014

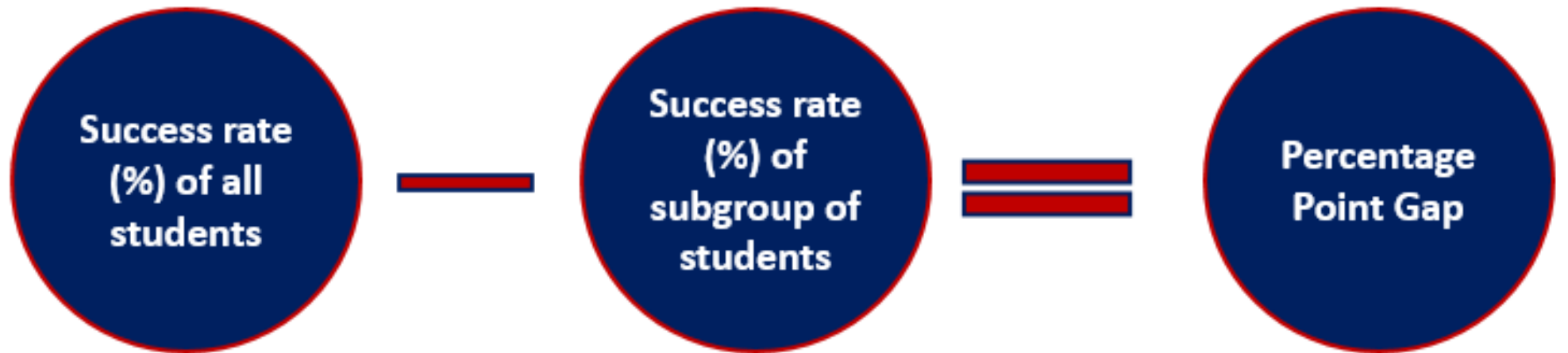
**SEA**

Student Equity  
& Achievement



# Measuring Equity Gaps – Percentage Point Gap

Difference between the success rate of all students to the success rate of target populations



**SEA**

Student Equity  
& Achievement



# SEA Program Mission – Reduce Equity Gaps

## State Metrics:

- Access
- Retention (Fall to Spring)
- Transfer-level Math and English during first year
- Transfer
- Vision goals (degree and certificates)



# Supporting Diverse Student Populations

Certain SRJC student populations require additional support because they are disproportionately impacted (i.e. have lower attainment rates in comparisons to the overall SRJC student population.)

- Low Income/First Gen
- Ethnic/Racial Groups
- LGBTQ
- Veterans
- Homeless
- Students with disabilities
- Current and former Foster Youth

**SEA**

Student Equity  
& Achievement





# Sample Baseline Data for SRJC's Disproportionately Impacted Groups

**Overall SRJC Student Retention (Fall to Spring) 69.7%**

- Native American (Female): 58.4%
- African American (Male): 60.3%
- Latinx (Male): 66.4%
- White(Male): 67.7%
- First Generation (Female): 67.7%
- First Generation (Male): 65.3%
- Foster Youth (Male): 61.6%
- Veteran (Female): 63.3%
- Veteran (Male): 60.7%

**SEA**

Student Equity  
& Achievement



# Examples of Activities Supported by SEA

(More results in SEA Annual Report)

# SEA

Student Equity  
& Achievement



PROGRAMS SUPPORTED  
**22,000+**  
Students

 PEER ASSISTANCE  
**186**  
Classes

Classes with a Peer Assisted Learning Specialist

 TUTORING  
**746**  
Hours

Hours of online tutoring

 INITIAL ORIENTATION  
**7,138**  
Students Served

Providing an SRJC overview for students who are new to academia

 INITIAL ASSESSMENT  
**10,346**  
Placements

Guiding & placing students into appropriate courses

 EDUCATION PLANNING  
**11,884**  
Students Served

Thinking ahead to help students reach their goals

 COUNSELING  
**22,173**  
Counseling Sessions

Bringing one-on-one dedicated & tailored support

 ACADEMIC PROBATION / DISMISSAL  
**1,819**  
Students Supported

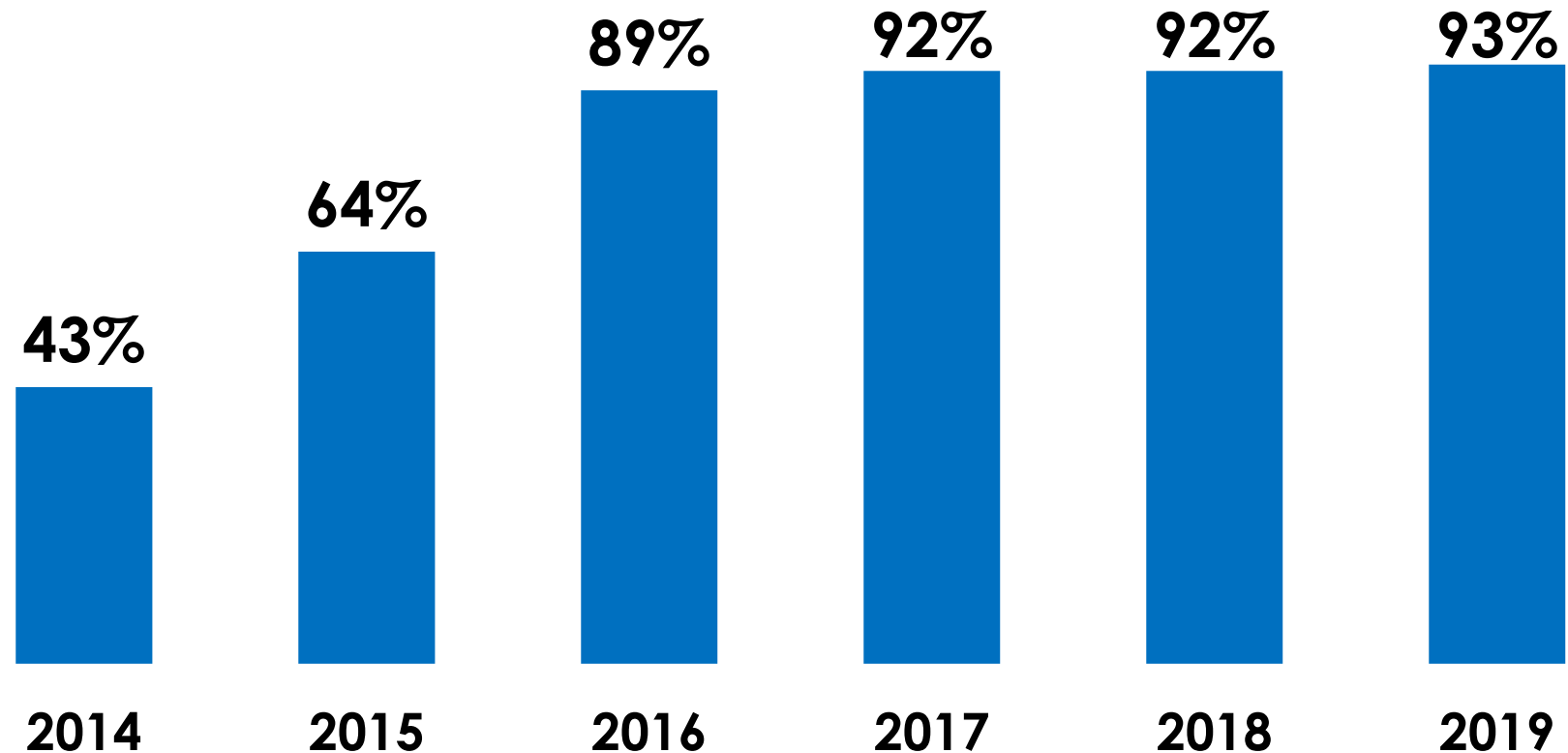
Helping students get back on track

 FOLLOWUP SERVICES  
**43,134**  
Services Provided

Fostering a culture of success & completion

# Making a Difference – Education Planning

## % of SRJC Students with Education Plans



Source: SRJC SIS Reports

**SEA**

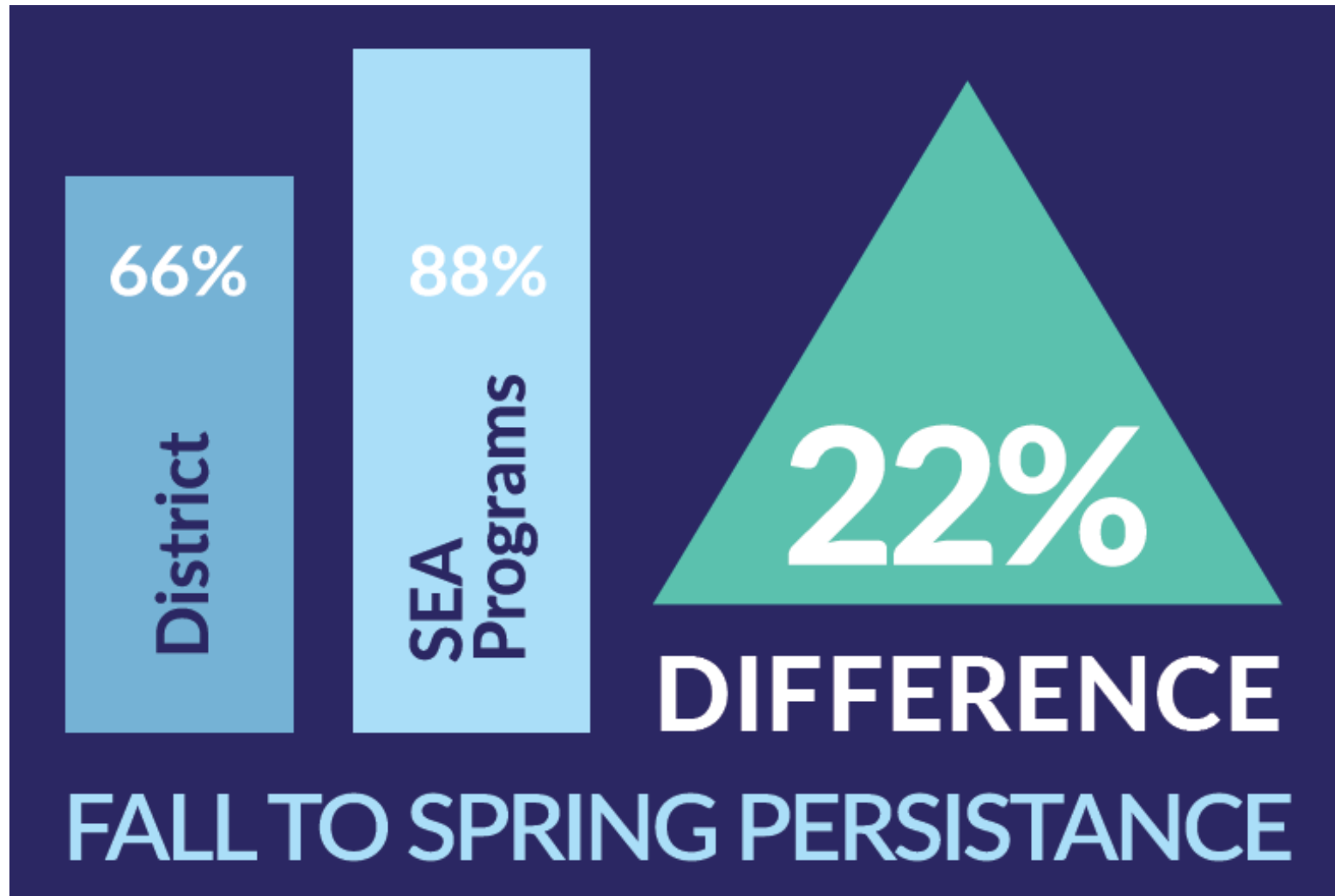
Student Equity  
& Achievement



# Making a Difference – Increase Persistence

**SEA**

Student Equity  
& Achievement

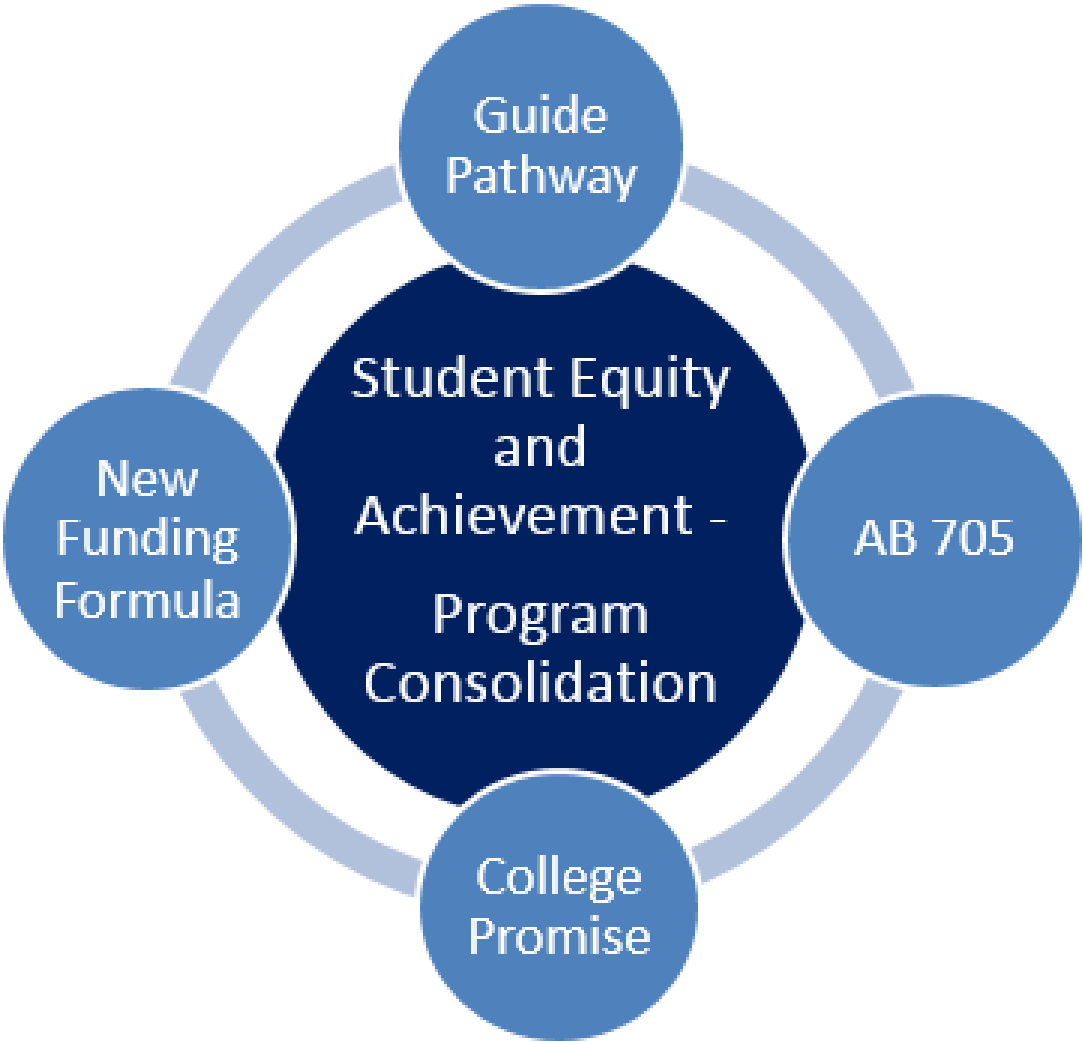


Source: SRJC Office of Institutional Research

# The Future of SEA – Surrounded by Changes

**SEA**

Student Equity  
& Achievement



# Questions?

# SEA

Student Equity &  
Achievement

