

Fall 2022 Student Survey

Reviewing the Question:

Do our Students feel Respected at SRJC?

MARCH 2023

OFFICE OF INSTITUTIONAL EFFECTIVENESS
RESEARCH AND PLANNING

The Student Survey Report

The 2022 Student Survey collected a wide range of feedback from our students, including information not obtainable through the SRJC Student Information System.

These include:

1. *Student course enrollment preference regarding time of day, day of week, and instructional modality.*
2. *Personal challenges and obstacles faced in maintaining enrollment.*
3. *The students' sense of respect from faculty, other students, staff and administrators, as well as district police personnel.*
4. *The students' sense of personal growth, support, and engagement as a result of being part of the SRJC community.*

Question 37 of the survey asked:

“At SRJC, I have generally been treated with respect by:

Students could respond specifically to the feeling of respect from seven different groups of people at SRJC, Agreeing or Disagreeing either Generally or Strongly, as well as Not Applicable if they do not have experience with a group.

	Strongly Agree	Agree	Disagree	Strongly disagree	Not Applicable
Instructors	<input type="radio"/>	<input type="radio"/>	<input type="radio"/>	<input type="radio"/>	<input type="radio"/>
Students	<input type="radio"/>	<input type="radio"/>	<input type="radio"/>	<input type="radio"/>	<input type="radio"/>
Office staff	<input type="radio"/>	<input type="radio"/>	<input type="radio"/>	<input type="radio"/>	<input type="radio"/>
Administrators	<input type="radio"/>	<input type="radio"/>	<input type="radio"/>	<input type="radio"/>	<input type="radio"/>
Counselors	<input type="radio"/>	<input type="radio"/>	<input type="radio"/>	<input type="radio"/>	<input type="radio"/>
District Police personnel	<input type="radio"/>	<input type="radio"/>	<input type="radio"/>	<input type="radio"/>	<input type="radio"/>
Librarians/Library staff	<input type="radio"/>	<input type="radio"/>	<input type="radio"/>	<input type="radio"/>	<input type="radio"/>

Question 37 of the survey asked: *“At SRJC, I have generally been treated with respect by:*

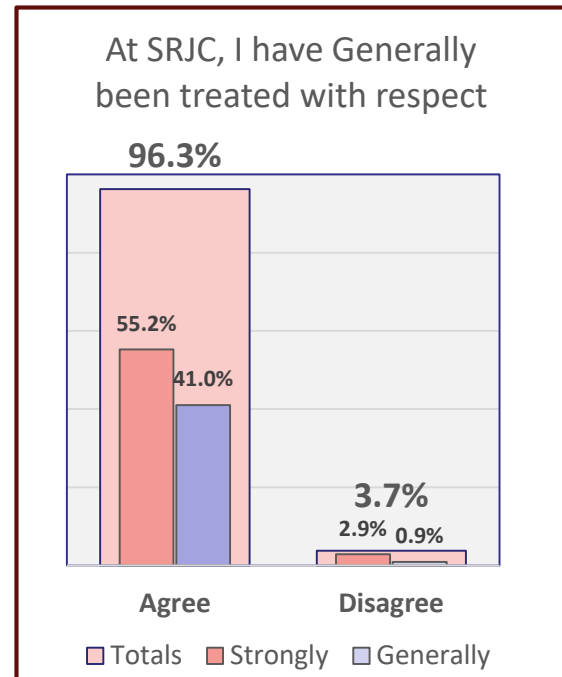
Viewing the data:

Combining Respect Groups and Response to “Respected” or Not.

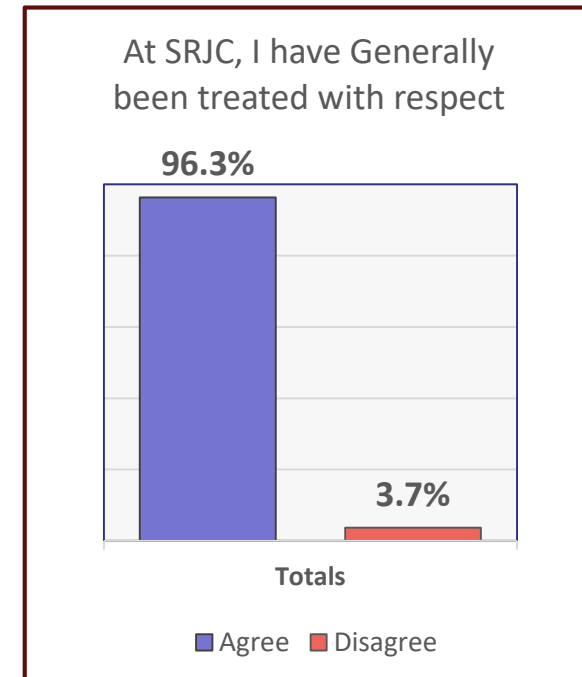
For a simplified and broad view of these outcomes, we are showing the overall responses as “Agreed” or “Disagreed.”

Additionally, responses from all SRJC personnel groups are combined to offer the statement that overall, across locations and personnel, Over 95% of survey respondents feel respected at SRJC.

Detailed View



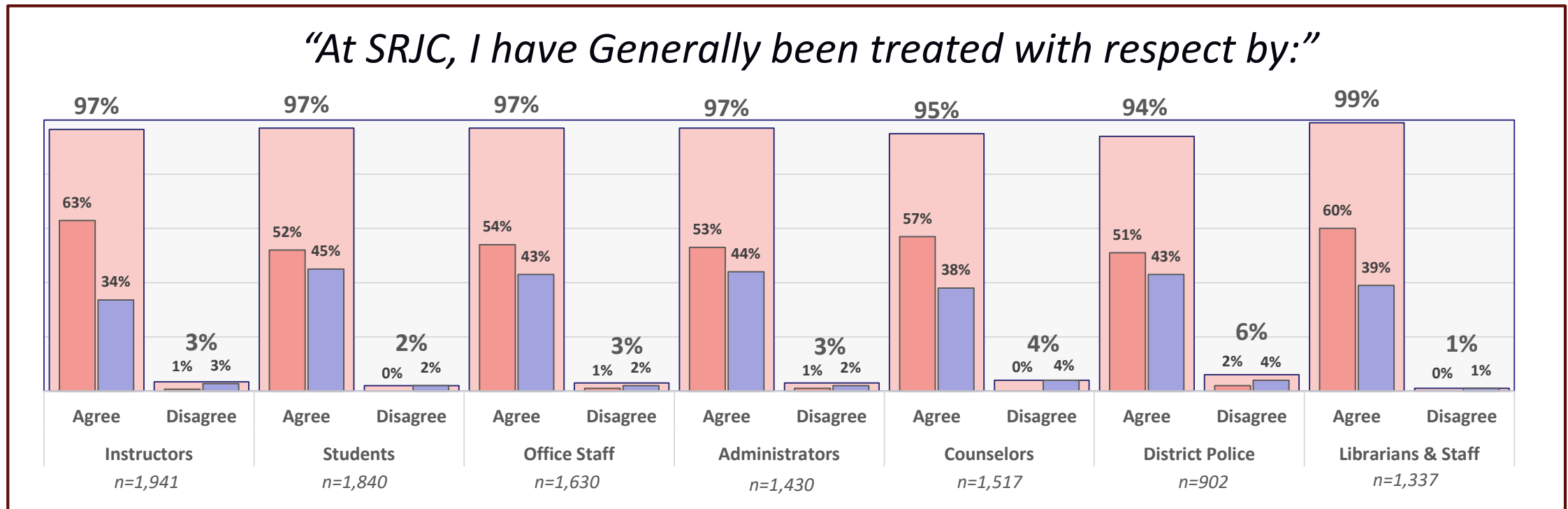
Simplified Presentation



Question 37 of the survey asked:

“At SRJC, I have generally been treated with respect by:

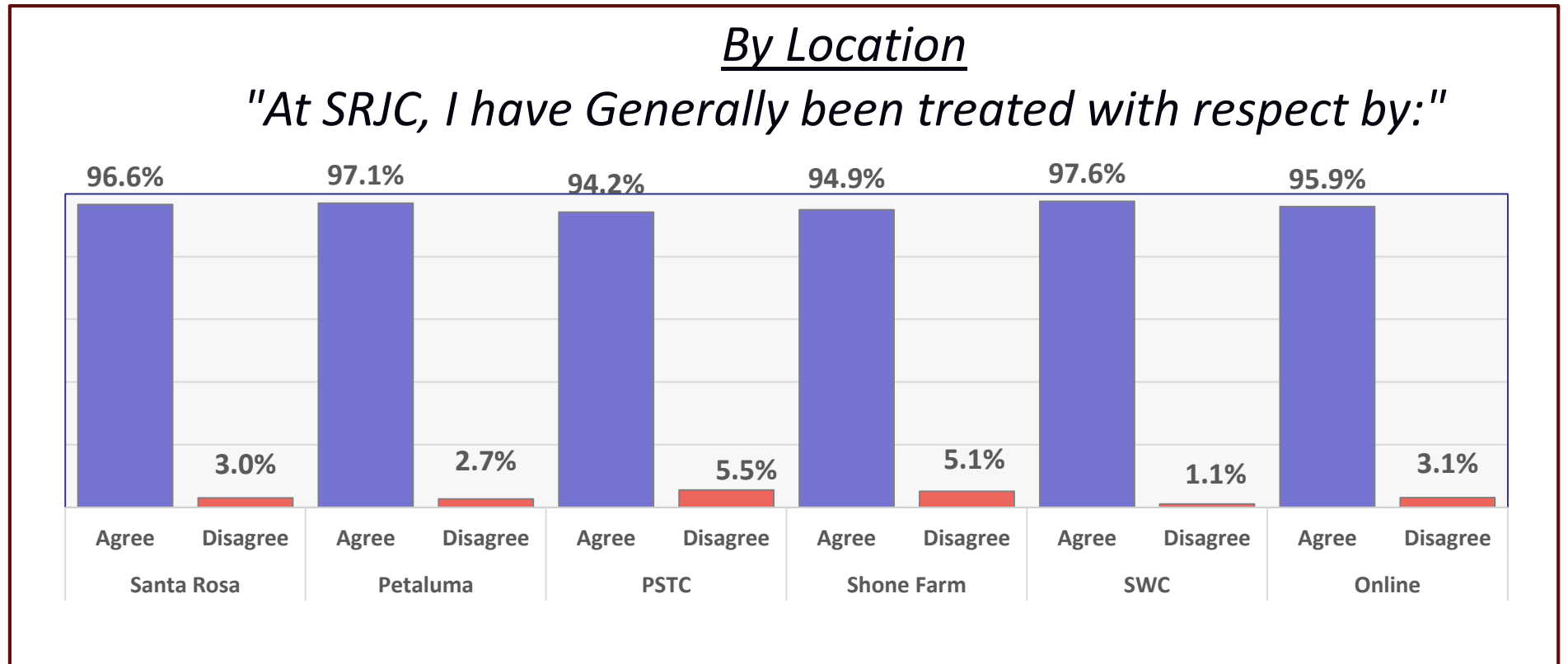
Capturing all possible response – overall outcomes can be presented showing the rates for each selection as well as totals combining the Agreement and Disagreement options. The *n* counts do not include “N/A” responses. Accounting of “N/A” responses can be found in the formal Student Survey Report.



Question 37 of the survey asked: *"At SRJC, I have generally been treated with respect by:"*

Separated by Location:

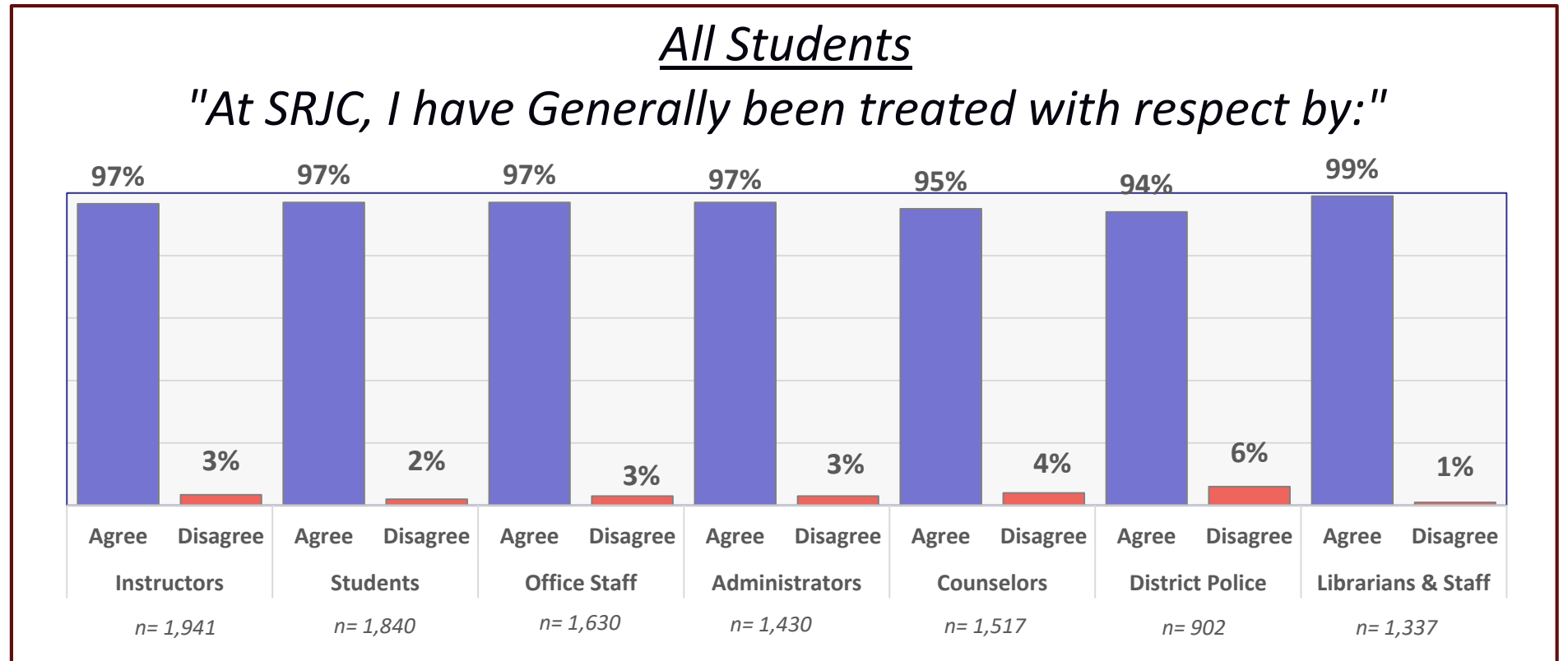
Disaggregating the overall responses by students' selected Location of Service, we can begin to assess if and where experiences of respect may be different between locations of service.



Question 37 of the survey asked: *"At SRJC, I have generally been treated with respect by:"*

All Students:

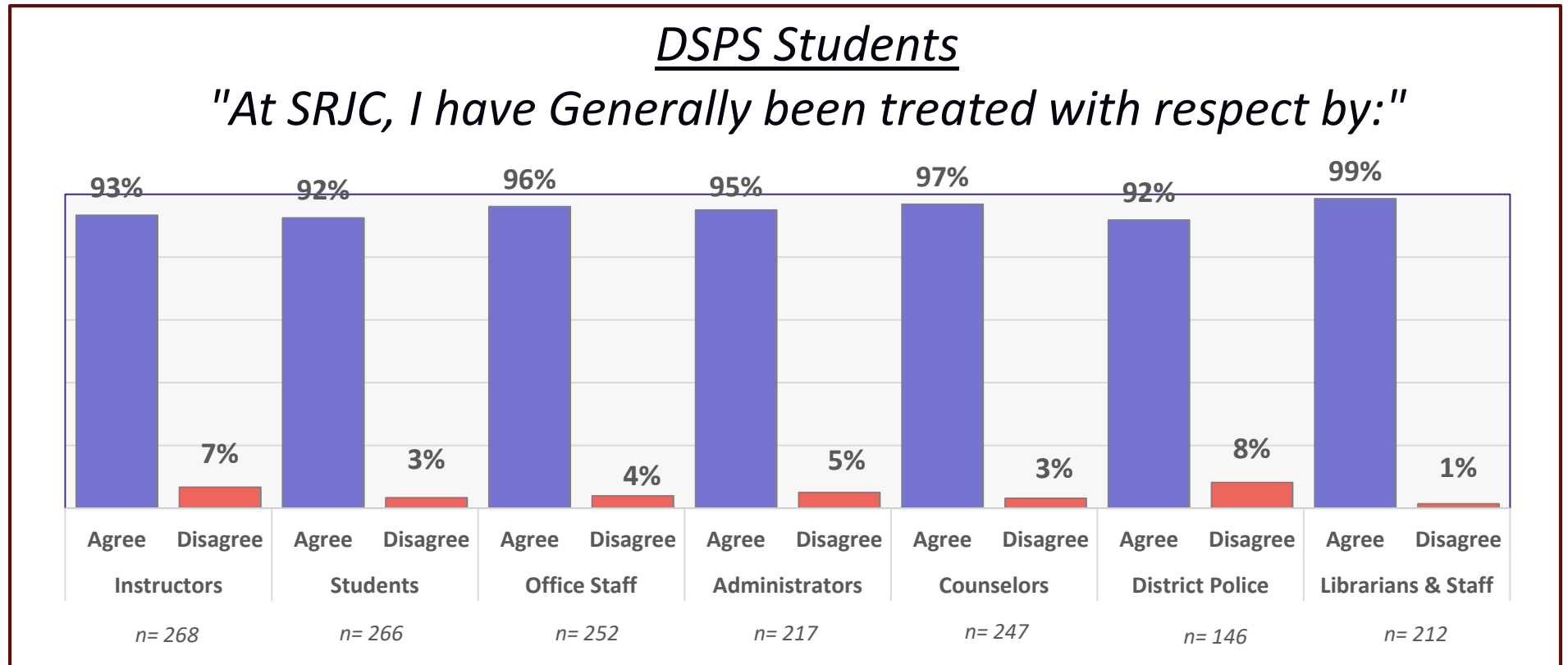
Unpacking again by SRJC respect group categories, we can observe if/where there may be differences by personnel type.



Question 37 of the survey asked: *"At SRJC, I have generally been treated with respect by:"*

DSPS Students:

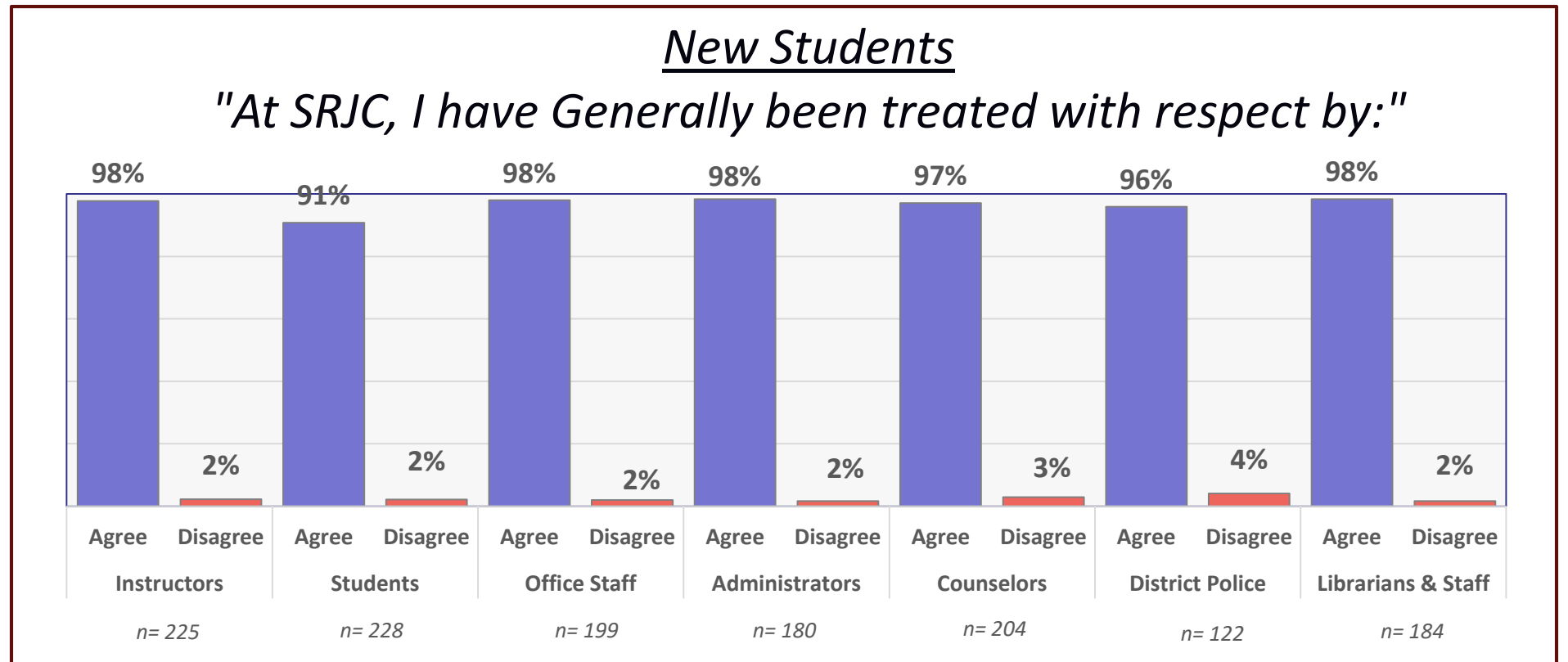
Students with disabilities show some of the lowest feelings of respect in comparison with the total averages and other student groups.



Question 37 of the survey asked: *"At SRJC, I have generally been treated with respect by:"*

New Students:

First-time college students appear similar to the overall averages except when it comes to feeling respected by other students.



What is your research question?

An example could be:

“Are First Generation Female College Students facing barriers to enrollment”?

Similar data sets and assessments can be made with the data available from the 2022 SRJC Student Survey

Survey Responses (Outcomes):

- 20 Institutional Learning outcomes
- 19 Engagement Questions
- Types of Barriers to enrollments
- Needs

Disaggregated by Student Groups:

- Demographic (Ethnicity, Gender, etc.)
- Full-Time/Part-Time Status
- Credit/Non-Credit Student
- Age Groups
- Primary Campus
- Educational Goal