

Santa Rosa Junior College Research Study on Local Program Awards

Jeremy Smotherman, Ed.D. Senior Director, Institutional Effectiveness, Research, & Planning

Kelli Woodward, Research Analyst

Academic Senate Meeting
November 20, 2024



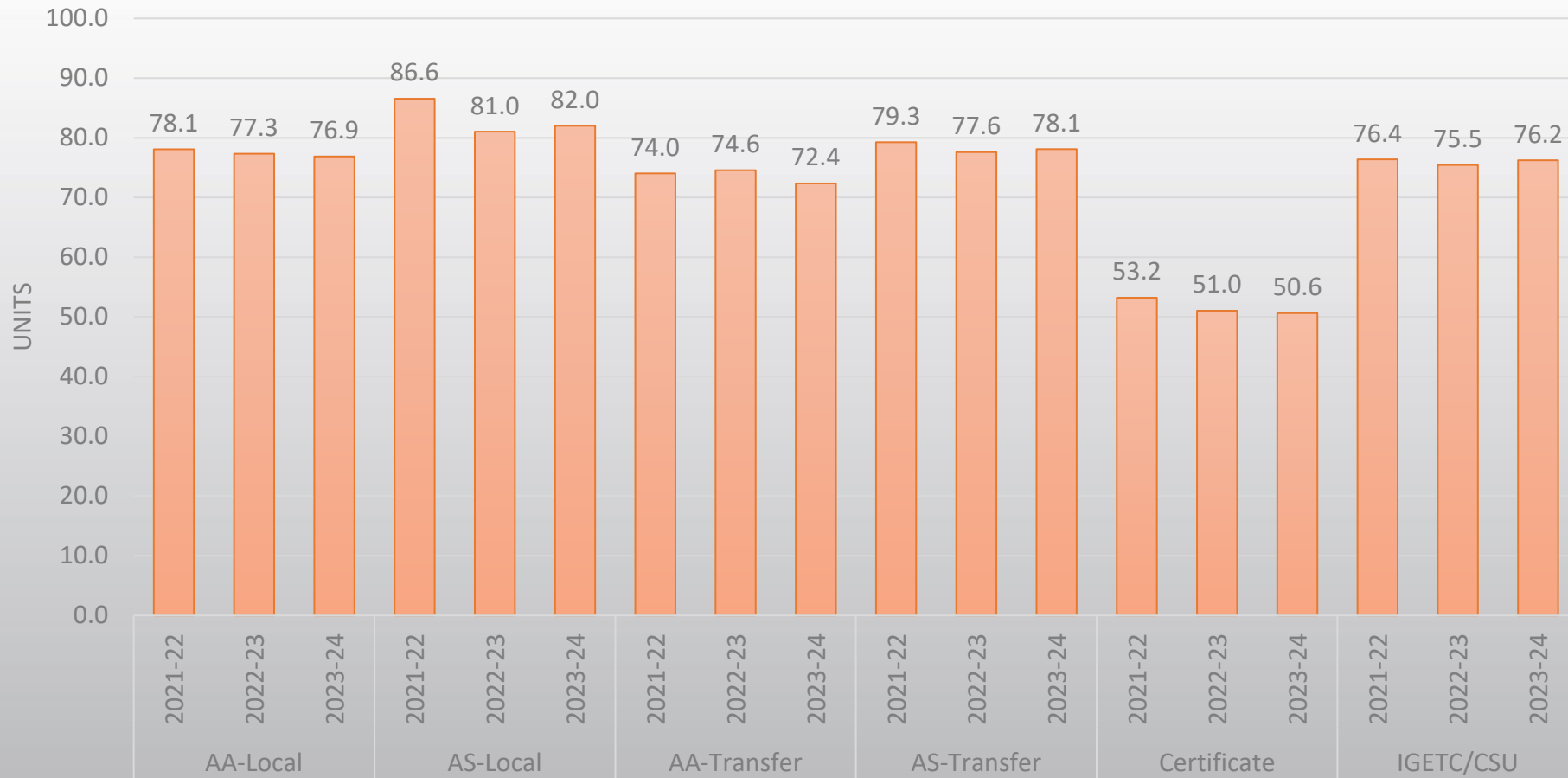
Data for Local Degree Requirements

The data presented is provided by the Office of Institutional Effectiveness, Research, and Planning in response to a request from Academic Senate President, Dr. John Stover.

Title 5 updates, associated with Cal-GETC, require SRJC to align its local General Education patterns to the revised Title 5 effective Fall 2025. The research request was to provide context regarding potential effects on student achievement and support Academic Senate discussions on SRJC's local degree requirements.

Units at Time of Completion

Average Units Completed at Time of First Award Earned



1. IGETC/CSU General Education completions are separated from certificates

2. All awards from a student's first award term are considered a First Award

3. The following award are not considered:

- Non-credit certificates
- Certificates <18 Units
- Local General Education Completion



Awards Earned at SRJC

Proportion and counts of awards per academic year. A student may contribute multiple awards.

IGETC/CSU

27.2% (1010)
 26.3% (915)
 26.3% (947)

ADT

19.0% (706)
 17.7% (615)
 17.2% (619)

Local Degree

40.4% (1498)
 41.2% (1433)
 40.7% (1466)

Certificate

13.4% (496)
 14.8% (515)
 15.8% (568)

Academic Year of Award Earned:

2021-22

2022-23

2023-24

Data shown as:
% of awards in year (n)


Students Who Earned Awards at SRJC

Proportions and counts of recently awarded students by their cumulative degrees held. For a given year, each student belongs to a single category.

Academic Year of Award Earned:

- 2021-22
- 2022-23
- 2023-24

Data shown as:
% of awardees in year (n)



None of these
(i.e. awardees who had only earned IGETC/CSU)

0.2% (4)
0.1% (1)
0.0% (0)

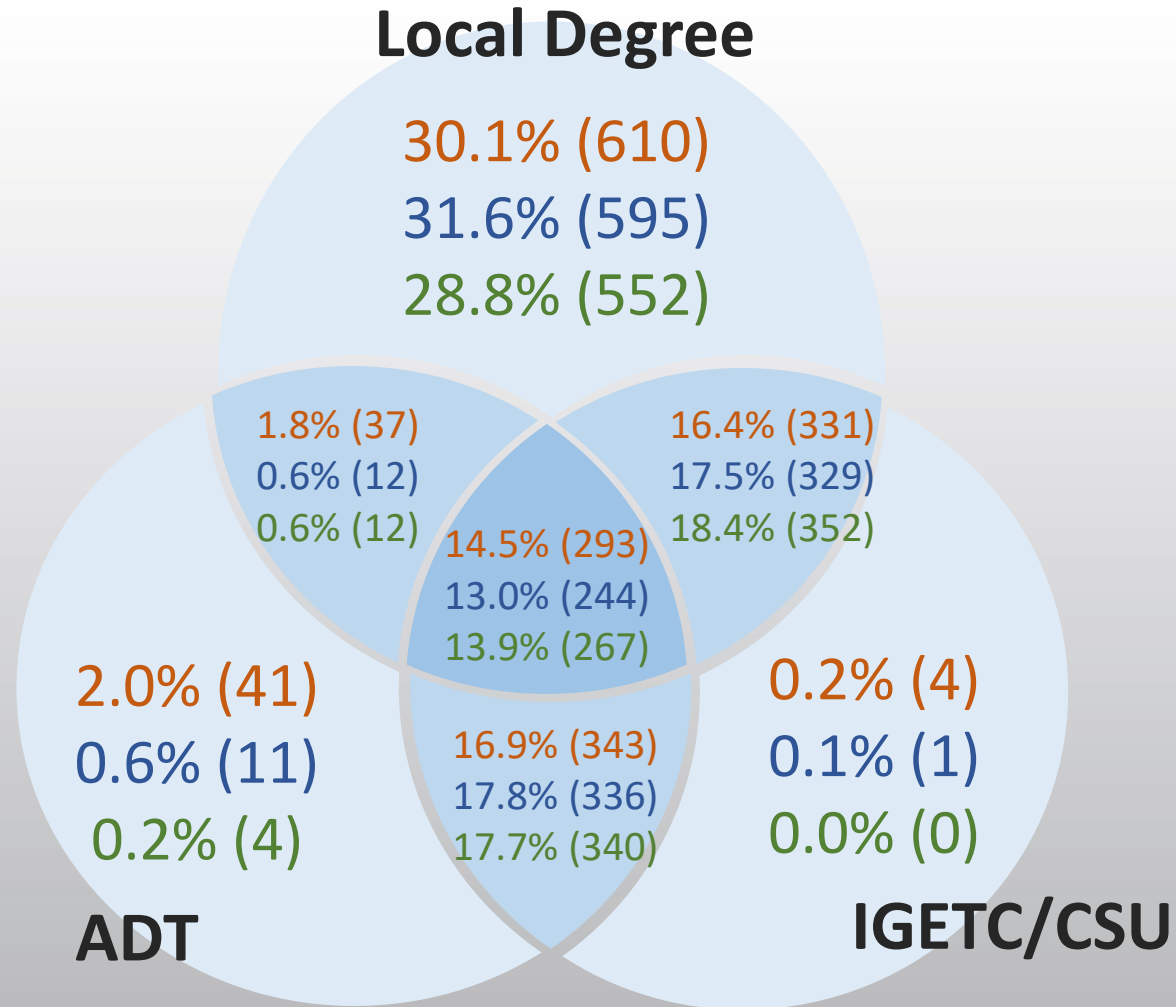
Students Who Earned Awards at SRJC

Proportions and counts of recently awarded students by their cumulative degrees held. For a given year, each student belongs to a single category.

Academic Year of Award Earned:

- 2021-22
- 2022-23
- 2023-24

Data shown as:
% of awardees in year (n)



None of these
(i.e. awardees who had only earned a certificate)

18.0% (365)
19.0% (356)
20.3% (389)

Awards Earned at SRJC by Students *before Transfer*

Proportion and counts of awards per academic year. A student may contribute multiple awards.

IGETC/CSU

40.5% (163)
37.9% (589)
36.9% (610)

ADT

30.1% (121)
29.0% (451)
28.6% (473)

Local Degree

28.4% (114)
31.6% (491)
31.4% (519)

Certificate

1.0% (4)
1.4% (22)
3.0% (49)

Academic Year of
Award Earned:

2021-22

2022-23

2023-24

Data shown as:
% of awards in year (n)

*A student is considered a transfer here
if they enroll at a four-year institution
having accumulated 12 or more units at
the SRJC.

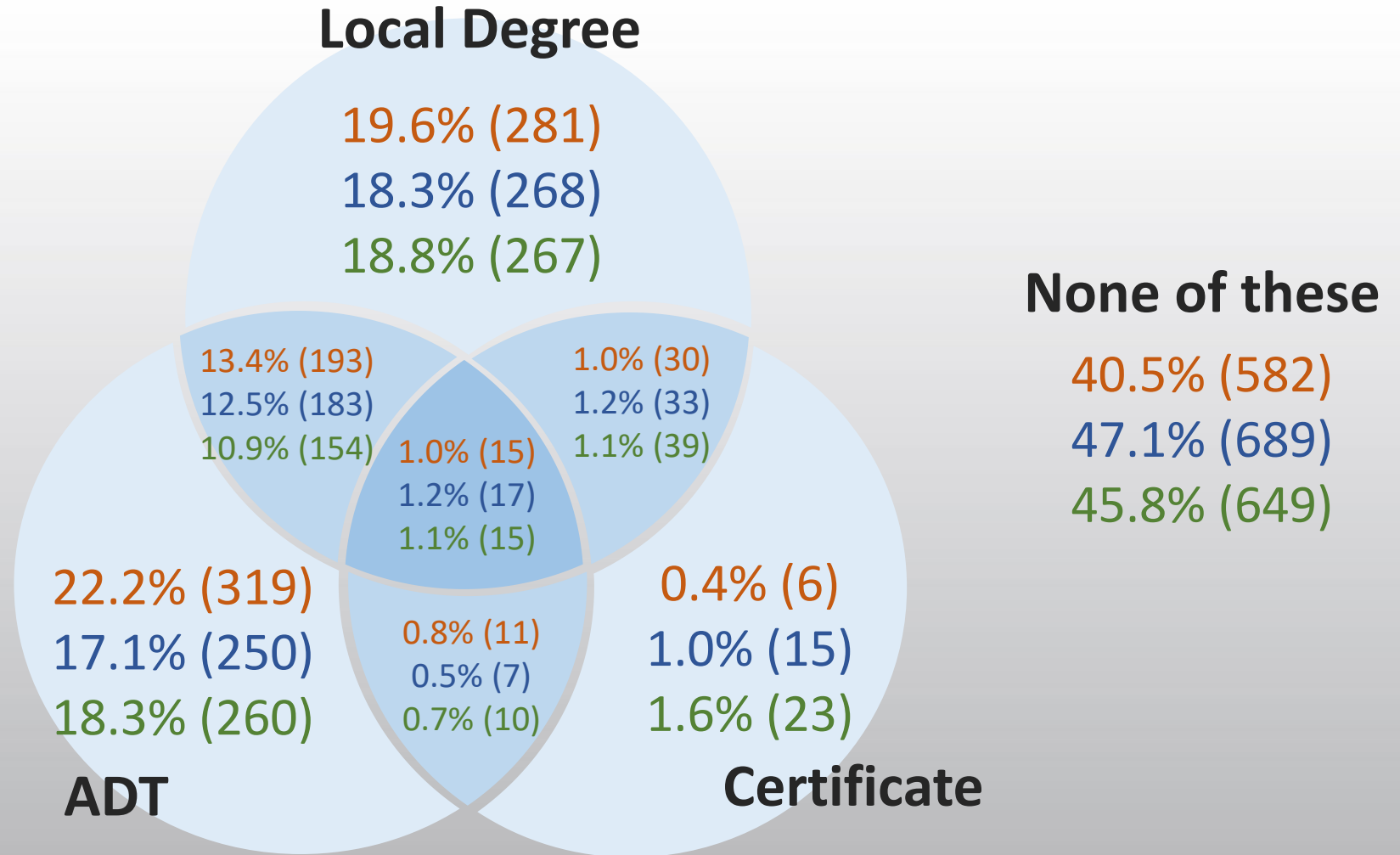
Students Who Earned Awards at SRJC *before Transferring*

Proportions and counts of recently awarded students by their cumulative degrees held. For a given year, each student belongs to a single category.

Transfer Year:

- 2021-22
- 2022-23
- 2023-24

Data shown as:
% of awardees in year (n)



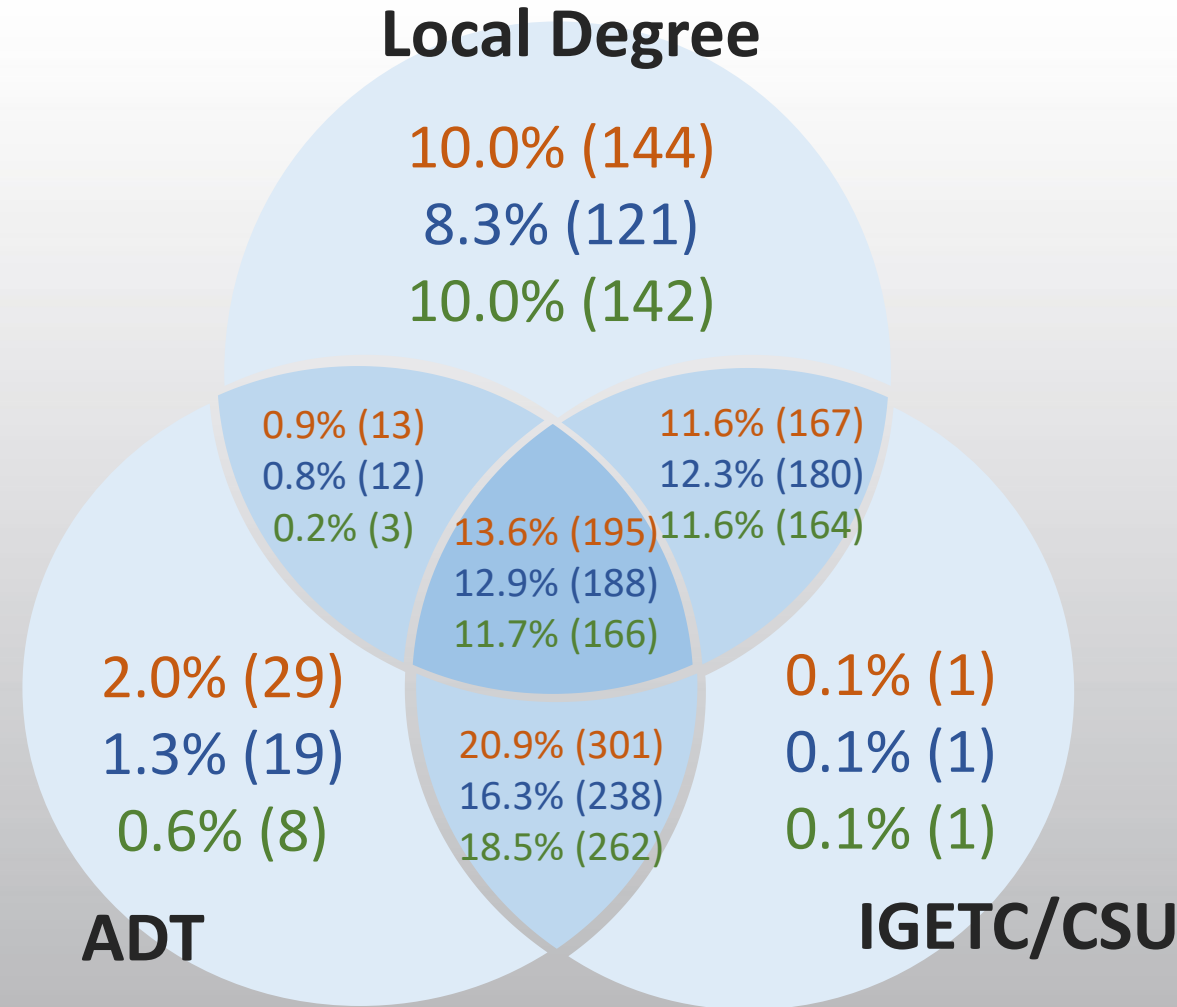
Students Who Earned Awards at SRJC *before Transferring*

Proportions and counts of recently awarded students by their cumulative degrees held. For a given year, each student belongs to a single category.

Transfer Year:

- 2021-22
- 2022-23
- 2023-24

Data shown as:
% of awardees in year (n)



None of these

40.8% (587)
48.1% (703)
47.4% (671)



Jeremy Smotherman, Ed.D, Senior Director of Institutional Effectiveness, Research, and Planning
Kelli Woodward, Research Analyst